

# CW SERIES COUNTER WARMER

# HOBART

FOOD EQUIPMENT

**SPECIFICATIONS** Listed by Underwriters Laboratories Inc and by National Sanitation Foundation.

**ELECTRICAL:** 208-240 Volts, 60 Hz.,  
Single Phase

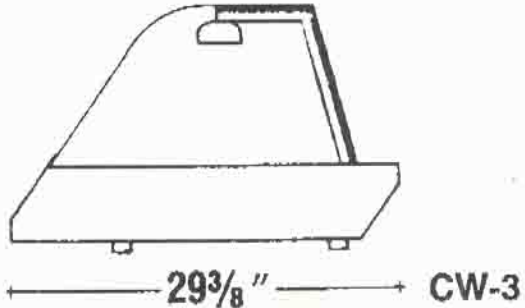
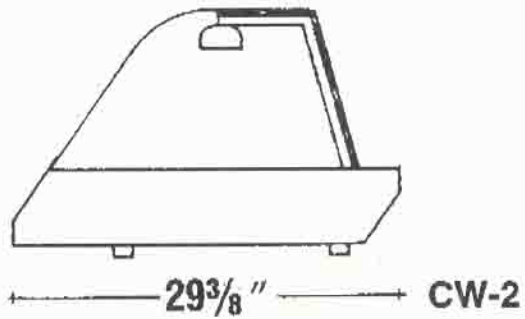
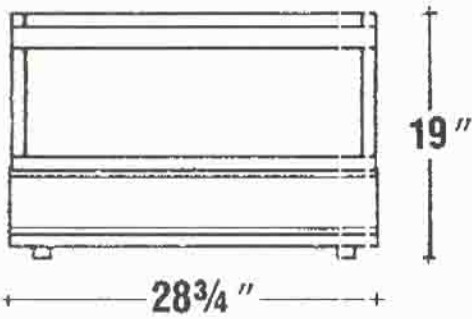
**WEIGHT:** CW-2 — 133 lbs.  
CW-3 — 188 lbs.

As continued product improvement is a policy of Hobart, specifications are subject to change without notice.

MODEL	MAX. CURRENT
CW-2	9.5 - 11.0 Amp.
CW-3	13.2 - 15.2 Amp.

**ACCESSORIES:** Cutting Board which attaches to operator side of unit and is 28 $\frac{1}{4}$ " x 7" for CW-2 and 41 $\frac{1}{2}$ " x 7" for CW-3. (Not NSF Listed)

## DETAILS AND DIMENSIONS



# HOBART

CORPORATION

EXECUTIVE OFFICES  
TROY, OHIO 45374